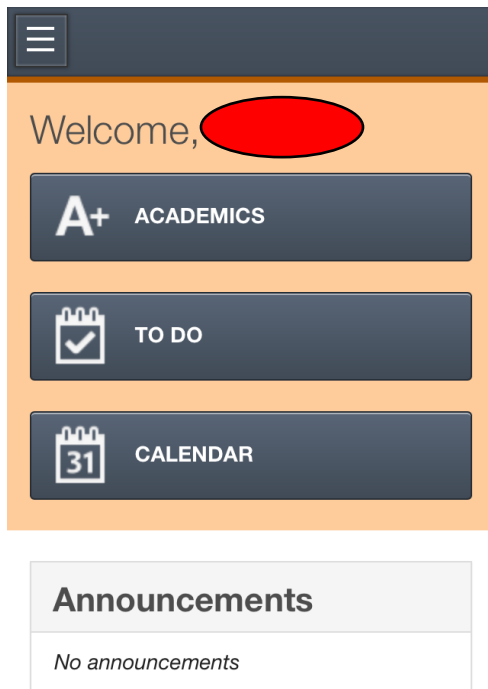


Phone Mobile/Tablet Application

The Phone Mobile Application Feature of MyEducation BC allows you to examine on your phone MyEducation BC. These messages may be attendance, gradebook, report card, schedule changes etc.

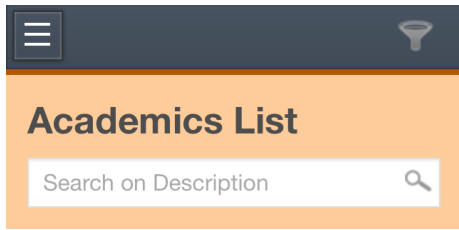
To view the Phone Application on your Phone or tablet (Android, iPhone or Windows), please follow the steps below.

1. On your phone open the Web Browser Application.
2. Go to www.sd27.bc.ca
3. Go to the MyEducation BC Login on the front page of the website and Choose the MyEducation BC login.
4. Enter your login credentials (Login ID and Password).
5. Once you login, you are immediately presented with options; however, for the purposes of this guide, we will examine the Academics and Attendance Features.



Academics

Choosing the Academic Button brings up the courses the child is in and their marks. Choose the course to view the term marks.

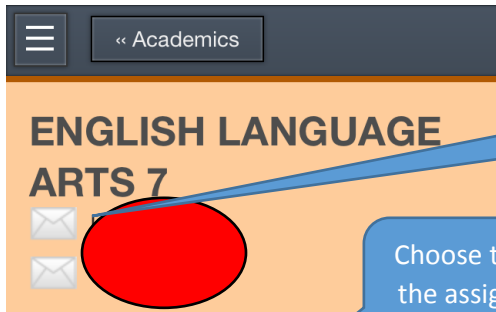


Academics List

Search on Description

Description	T
AM Attendance	
DAILY PHYSICAL ACTIVITY 7	
ENGLISH LANGUAGE ARTS 7	

Choose the Course



ENGLISH LANGUAGE ARTS 7

Email the Teacher

Choose to see all the assignments in the category

Term Marks

Average Summary

Category	Weight	Q1
assignments	85.0%	91.0 A
spelling	15.0%	92.0 A
Gradebook average	100.0%	Posted
Posted grade		91

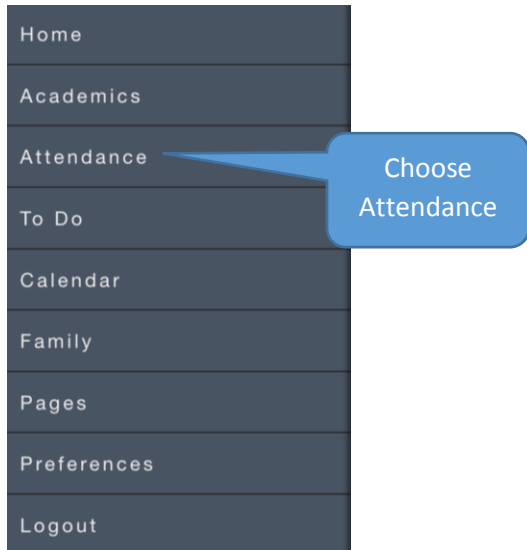
Report Card Mark

Attendance


From any page, choose the Menu Icon at the top of the page



Choose Attendance.



You will see a summary of the year. Choosing Daily Attendance will provide to you a summary of the days (lates and absences), while Attendance by Class provides a summary of attendance for each class.



Daily Attendance Summary

Type	Q1	Q2	Q3
Excused absences	1	0	1
Unexcused absences	1	0	2
Tardies	0	0	0
Dismissed	0	0	0

Overall
Summary of
the Year

[View daily attendance list](#)

[View attendance by class](#)

Daily and
Class
Summaries